

BLANKE T-TRANSITION PROFILE (JOINT COVER)

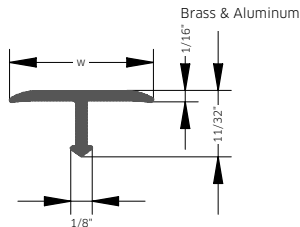
The BLANKE T-TRANSITION PROFILE is available in aluminum, brass, chrome-plated brass, or stainless steel for attractive, decorative transitions.



BRASS			8.0
NATURAL			
Length: 8.0 feet		Pack: 1 pc.	
w/in.	Part no.	\$/pc.	
1/32	449-300-1425	22.00	
1/8	449-300-2025	37.34	

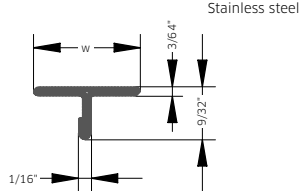
BRASS			8.0
CHROME-PLATED			
Length: 8.0 feet		Pack: 1 pc.	
w/in.	Part no.	\$/pc.	
1/32	449-340-1425	54.67	
1/8	449-340-2025	63.33	

STAINLESS STEEL			8.0
BRUSHED			
Length: 8.0 feet		Pack: 1 pc.	
w/in.	Part no.	\$/pc.	
1/32	449-280B-1425	39.45	
1	449-280B-2525	44.98	



ALUMINUM			8.0
NATURAL			
Length: 8.0 feet		Pack: 1 pc.	
w/in.	Part no.	\$/pc.	
1/32	449-400-1425	7.20	
1/8	449-400-2025	8.75	

ALUMINUM			8.0
SATIN SILVER, ANODIZED			
Length: 8.0 feet		Pack: 1 pc.	
w/in.	Part no.	\$/pc.	
1/32	449-410-1425	11.32	
1/8	449-410-2025	15.09	

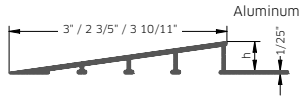


BLANKE DRIVE

BLANKE DRIVE is a transition and renovation profile for transitions exposed to small wheel and roll-on traffic. Ideal for connections from tile to concrete or PVC floorings that require a gradual slope to reduce mechanical stress and eliminate trip hazards.



ALUMINUM			8.0
SATIN SILVER, ANODIZED			
Length: 8.0 feet		Pack: 1 pc.	
w/in.	Part no.	\$/pc.	
3/8	580-410-10025	46.42	
1/2	580-410-12525	48.41	
13/32	580-410-15025	60.12	



Important note:
This profile is ADA compliant excluding the 1/32" profile.